

Nouvelles molécules et innovations dans le cancer du sein

Dr Elsa Curtit

MCU-PH, oncologie médicale

CHRU Besançon

01/02/2018

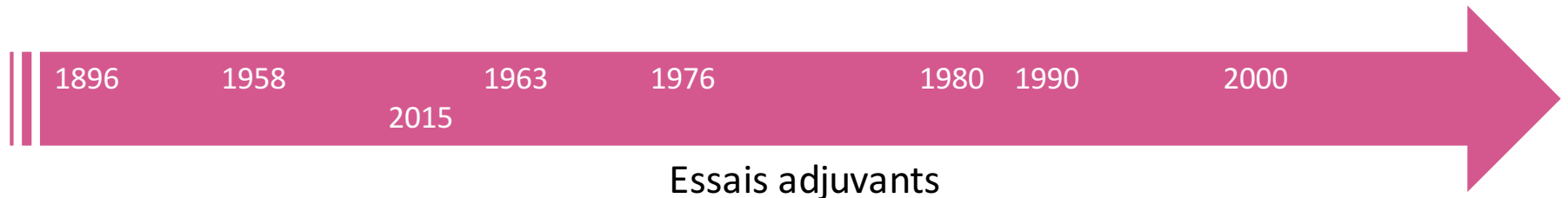
Cancers RH+/HER2- : les CDK4/6 inhibiteurs

Sir Georges
Thomas Beatson
Rémission après
ovariectomie
Lancet 1896; 2:
104-107, 162-167.

Tamoxifene versus
diethylstilbestrol
Dans le cancer du sein avancé
Ingle NEJM 1981

Anti-aromatases

- Anastrozole
- Exemestane
- Letrozole



Synthèse tamoxifène

Synthèse du 1^{er} anti estrogène
(ethamoxytriphénol)

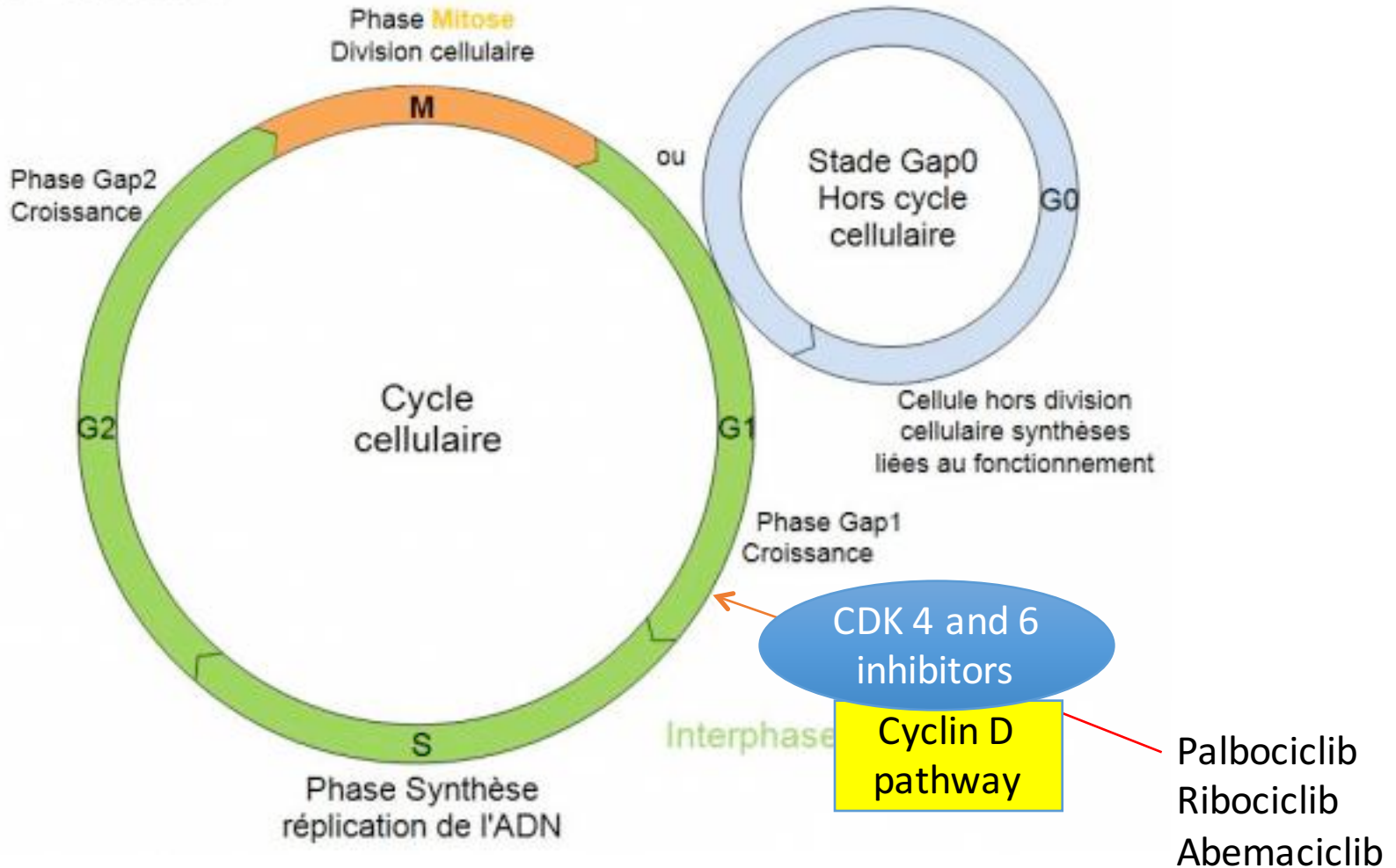
NIH conference
consensus : 5 ans
tamoxifene

CDK4/CDK6 inhibiteurs

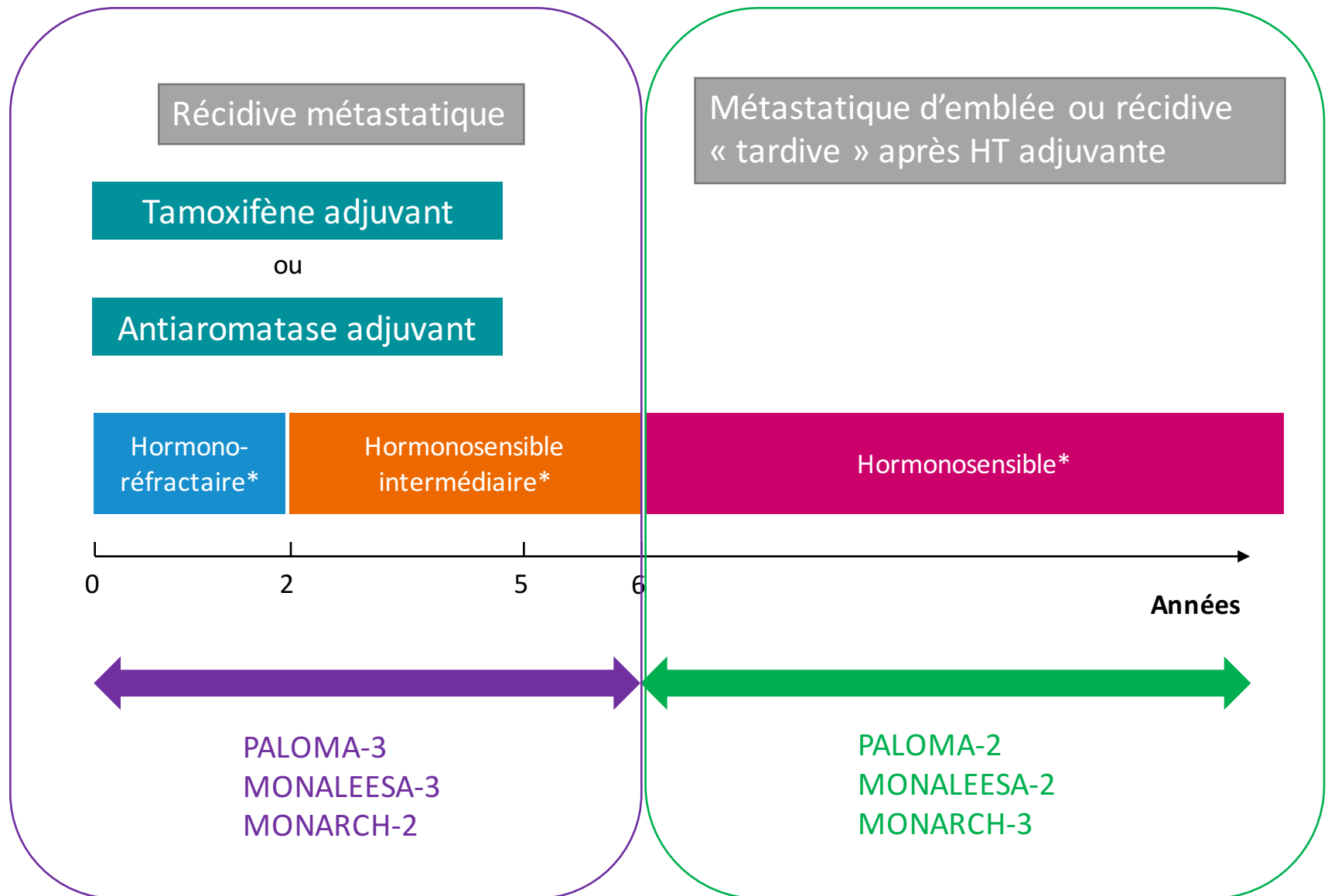
- Abemaciclib
- Palbociclib
- Ribociclib

Mécanisme d'action

Le cycle cellulaire



Cancers RH+/HER2- : les CDK4/6 inhibiteurs



Cancers RH+/HER2- : les CDK4/6 inhibiteurs

The NEW ENGLAND JOURNAL of MEDICINE

ESTABLISHED IN 1812

NOVEMBER 17, 2016

VOL. 375 NO. 20

Palbociclib and Letrozole in Advanced Breast Cancer

Richard S. Finn, M.D., Miguel Martin, M.D., Hope S. Rugo, M.D., Stephen Jones, M.D., Seock-Ah Im, M.D., Ph.D., Karen Gelmon, M.D., Nadia Harbeck, M.D., Ph.D., Oleg N. Lipatov, M.D., Janice M. Walshe, M.D., Stacy Moulder, M.D., Eric Gauthier, Pharm.D., Ph.D., Dongrui R. Lu, M.Sc., Sophia Randolph, M.D., Ph.D., Véronique Diéras, M.D., and Dennis J. Slamon, M.D., Ph.D.

NEW ENGLAND JOURNAL of MEDICINE

ORIGINAL ARTICLE

VOLUME 35 · NUMBER 32 · NOVEMBER 10, 2017

JOURNAL OF CLINICAL ONCOLOGY

Ribociclib as First-Line Therapy for HR-Positive, Advanced Breast Cancer

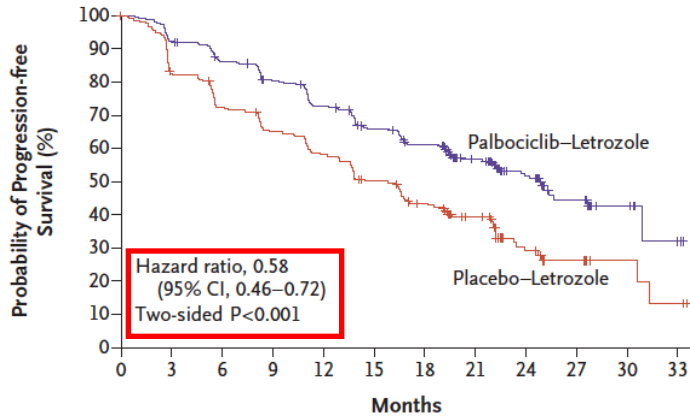
G.N. Hortobagyi, S.M. Stemmer, H.A. Burris, Y.-S. Yap, G.S. Sonke, S. Paluch-Shimon, M. Campone, K.L. Blackwell, F. André, E.P. Winer, W. Janni, S. Verma, P. Conte, C.L. Arteaga, D.A. Cameron, K. Petrakova, L.L. Hart, C. Villanueva, A. Chan, E. Jakobsen, A. Nusch, O. Burdaeva, E.-M. Grischke, E. Alba, E. Wist, N. Marschner, A.M. Favret, D. Yardley, T. Bachelot, L.-M. Tseng, S. Blau, F. Xuan, F. Souami, M. Miller, C. Germa, S. Hirawat, and J. O'Shaughnessy

MONARCH 3: Abemaciclib As Initial Therapy for Advanced Breast Cancer

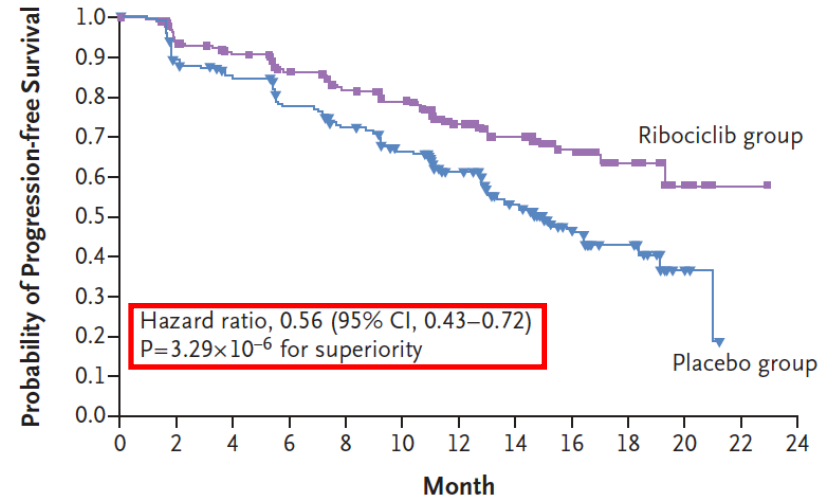
Matthew P. Goetz, Masakazu Toi, Mario Campone, Joohyuk Sohn, Shani Paluch-Shimon, Jens Huober, In Hae Park, Olivier Trédan, Shin-Cheh Chen, Luis Manso, Orit C. Freedman, Georgina Garnica Jaliffe, Tammy Forrester, Martin Frenzel, Susana Barriga, Ian C. Smith, Nawel Bourayou, and Angelo Di Leo

Cancers RH+/HER2- : les CDK4/6 inhibiteurs

A Investigator Assessment

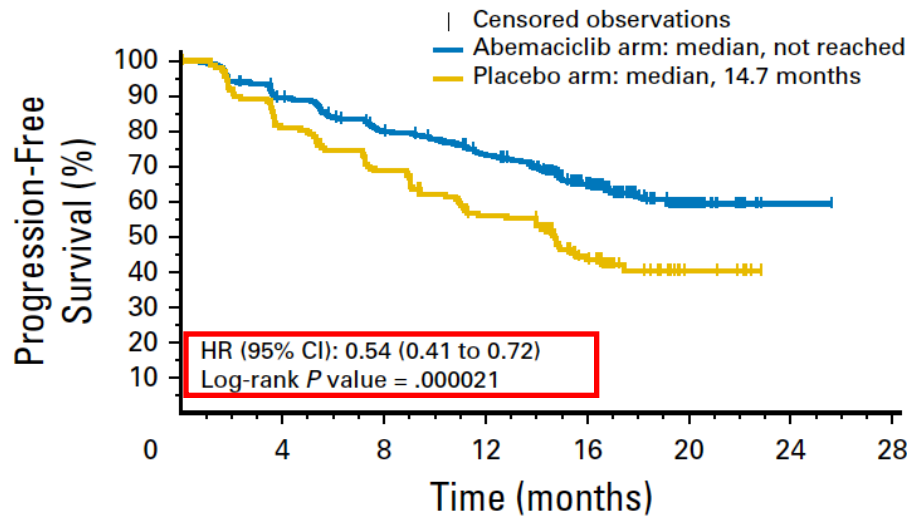


No. at Risk	0	3	6	9	12	15	18	21	24	27	30	33
Palbociclib-Letrozole	444	395	360	328	295	263	238	154	69	29	10	2
Placebo-Letrozole	222	171	148	131	116	98	81	54	22	12	4	2

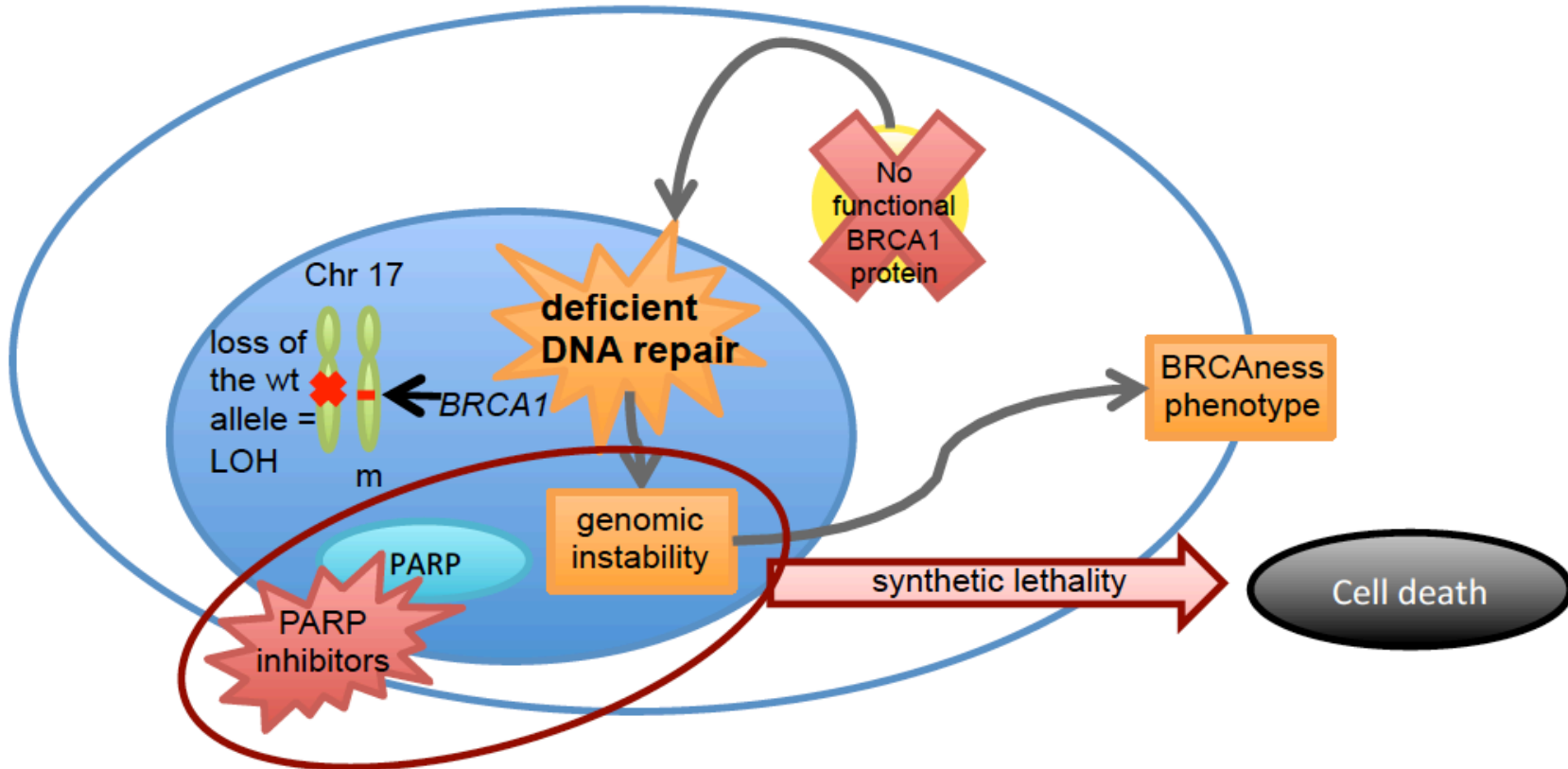


No. at Risk	0	2	4	6	8	10	12	14	16	18	20	22	24
Ribociclib	334	294	277	257	240	226	164	119	68	20	6	1	0
Placebo	334	279	264	237	217	192	143	88	44	23	5	0	0

A



Cancers triple-négatifs : les PARP-inhibiteurs



Cancers triple-négatifs : les PARP-inhibiteurs

The NEW ENGLAND JOURNAL of MEDICINE

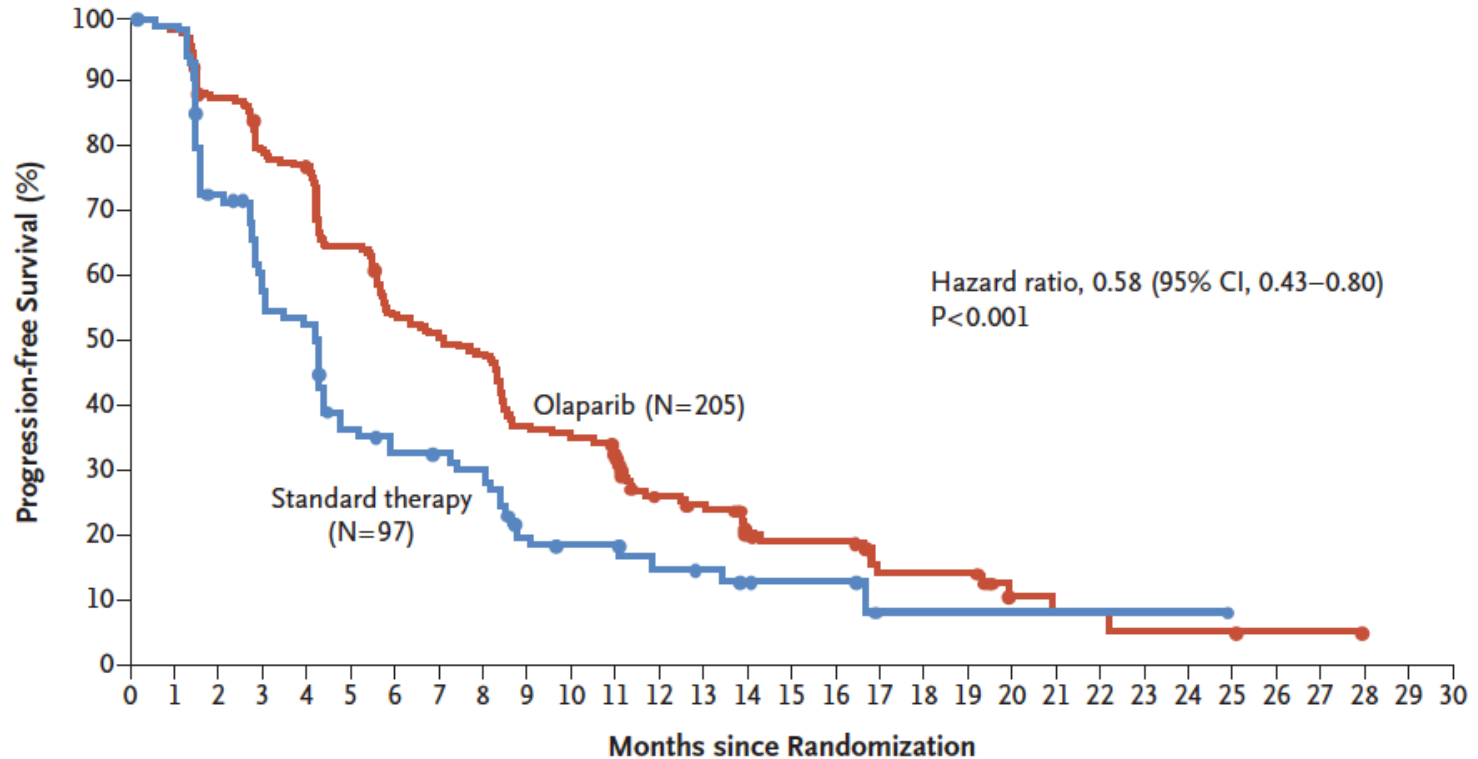
ORIGINAL ARTICLE

Olaparib for Metastatic Breast Cancer in Patients with a Germline *BRCA* Mutation

Mark Robson, M.D., Seock-Ah Im, M.D., Ph.D., Elżbieta Senkus, M.D., Ph.D.,
Binghe Xu, M.D., Ph.D., Susan M. Domchek, M.D., Norikazu Masuda, M.D., Ph.D.,
Suzette Delaloge, M.D., Wei Li, M.D., Nadine Tung, M.D.,
Anne Armstrong, M.D., Ph.D., Wenting Wu, Ph.D., Carsten Goessl, M.D.,
Sarah Runswick, Ph.D., and Pierfranco Conte, M.D.

Cancers triple-négatifs : les PARP-inhibiteurs

A Progression-free Survival



No. at Risk

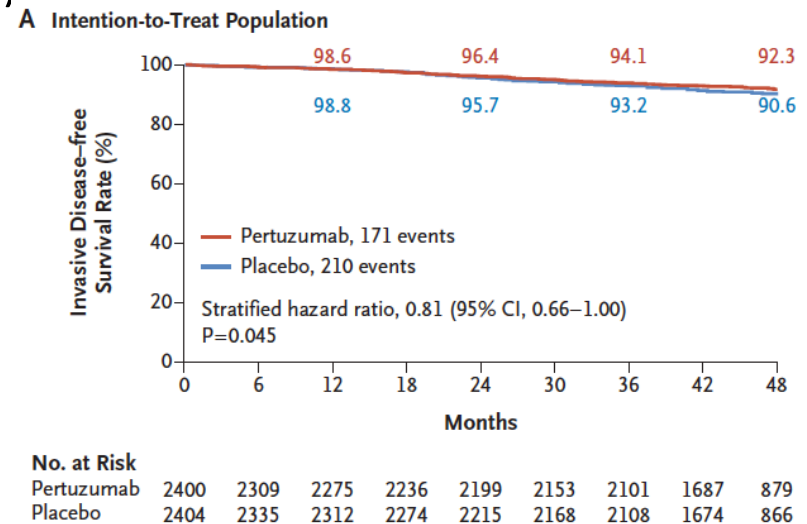
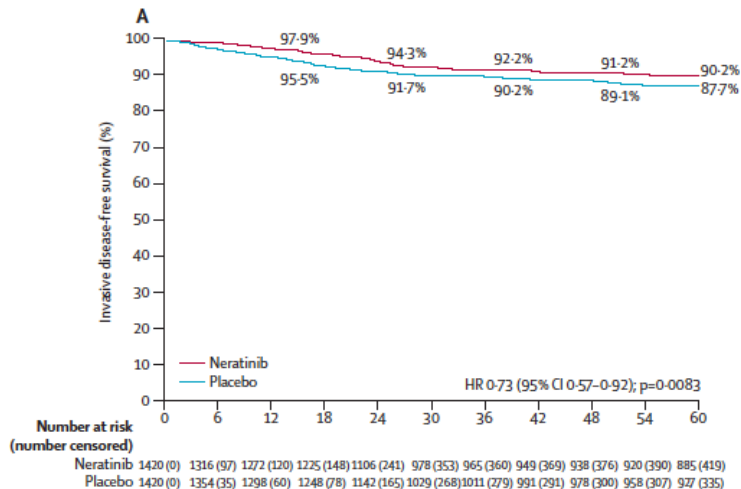
Olaparib	205	201	177	159	154	129	107	100	94	73	69	61	40	36	23	21	21	11	11	11	4	3	3	2	2	1	1	1	0
Standard therapy	97	88	63	46	44	29	25	24	21	13	11	11	8	7	4	4	4	1	1	1	1	1	1	1	1	0	0	0	0

Cancers HER2-positifs : pas de nouvel anti-HER2 révolutionnaire mais...

- 2 « FDA approvals » :
 - pertuzumab en adjuvant (APHINITY)
 - Neratinib en adjuvant (ExteNET)

Cancers HER2-positifs : pas de nouvel anti-HER2 révolutionnaire mais...

- 2 « FDA approvals » :
 - pertuzumab en adjuvant (APHINITY)
 - Neratinib en adjuvant (ExteNET)



Martin M, Lancet Oncol 2017

von Minckwitz G, NEJM 2017

- Prochaine « évolution » clinique dans les cancers du sein HER2-positifs : les biosimilaires !

Merci de votre attention

